

N.º 457

Rosários 4[®]

Spring/Summer Collection

Spring/Summer Collection

BREEZY SHAWL

DESIGN:

Rebeca Marin
@crochetmadebyrebeca

 FOR NATURE | 14, 23

 100% ORGANIC COTTON



n.º 457

Spring/Summer Collection

P. 2

BREEZY SHAWL

FOR NATURE



100% ORGANIC COTTON

DK/LIGHT WORSTED



50g
(1,75 oz)

137
METROS
METRES
150
YARDS

YARN

6 skeins of **For Nature** de Rosários 4, **color 14**.

6 skeins of **For Nature** de Rosários 4, **color 23**.

NEEDLES

4 mm hook.

NOTIONS

Scissors and needles.

GAUGE

A square of 10X10 cm, made with dc and a 4 mm hook, measures 21 stitches and 10 rows. The sample hasn't been blocked.

MEASUREMENTS

The shawl measures, once it's blocked, 150 cm tall and 100 cm width.



DCTTERN

Make a magic ring.

Row 1: Inside the magic ring ch 3, 5 dc, ch 2, 6 dc. Turn.

Row 2: Ch 3, 1 dc (on the first stitch), 7 dc, ch 2, 7 dc, 2 dc on the last stitch. Turn.

Row 3: Ch 3, 1 dc (on the first stitch), 10 dc, ch 2, 10 dc, 2 dc on the last stitch. Turn.

Row 4: Ch 3, 1 dc (on the first stitch), 13 dc, ch 2, 13 dc, 2 dc on the last stitch. Turn.

Row 5: Ch 3, 1 dc (on the first stitch), 1 ch, sk/1, *1 dc, sk/1, 1 ch* rep from * to * 7 times, 2 dc, ch 2, 2 dc, 1 ch, sk/1, rep from * to * 7 times, ch1, sk/1, 2 dc on the last stitch. Turn.

Row 6: Ch 3, 1 dc (on the first stitch), ch 1, sk/1, * 1 dc, sk/1, 1 ch* rep from * to * 9 times, 2 dc, ch 2, 2 dc, ch 1, sk/1, rep from * to * 9 times, ch 1, sk/1, 2 dc on the last stitch. Turn.

Rows 7 and 8: Repeat row 6.

Row 9: Ch 3, 1 dc (on the first stitch), ch 1, sk/1, *1 puff st, ch 1, sk/1, 1 dc, ch 1, sk/1* rep from * to * 6 times, ch 1, sk/1, 1 puff st, ch 1, sk/1, 2 dc, ch 2, 2 dc, ch 1, sk/1, *1 puff st, ch 1, sk/1, 1 dc, ch 1, sk/1* rep from * to * 6 times, ch 1, sk/1, 1 puff st, ch 1, sk/1, 2 dc on the last stitch. Turn.

Row 10: Repeat row 9.

Rows 11 to 14: Repeat rows 5 to 8.

Rows 15 to 16: Repeat rows 3 to 4.

Rows 17 to 20: Repeat rows 5 to 8.

Rows 21 to 22: Repeat rows 9 and 10.

Rows 22 to 25: Repeat rows 5 to 8.

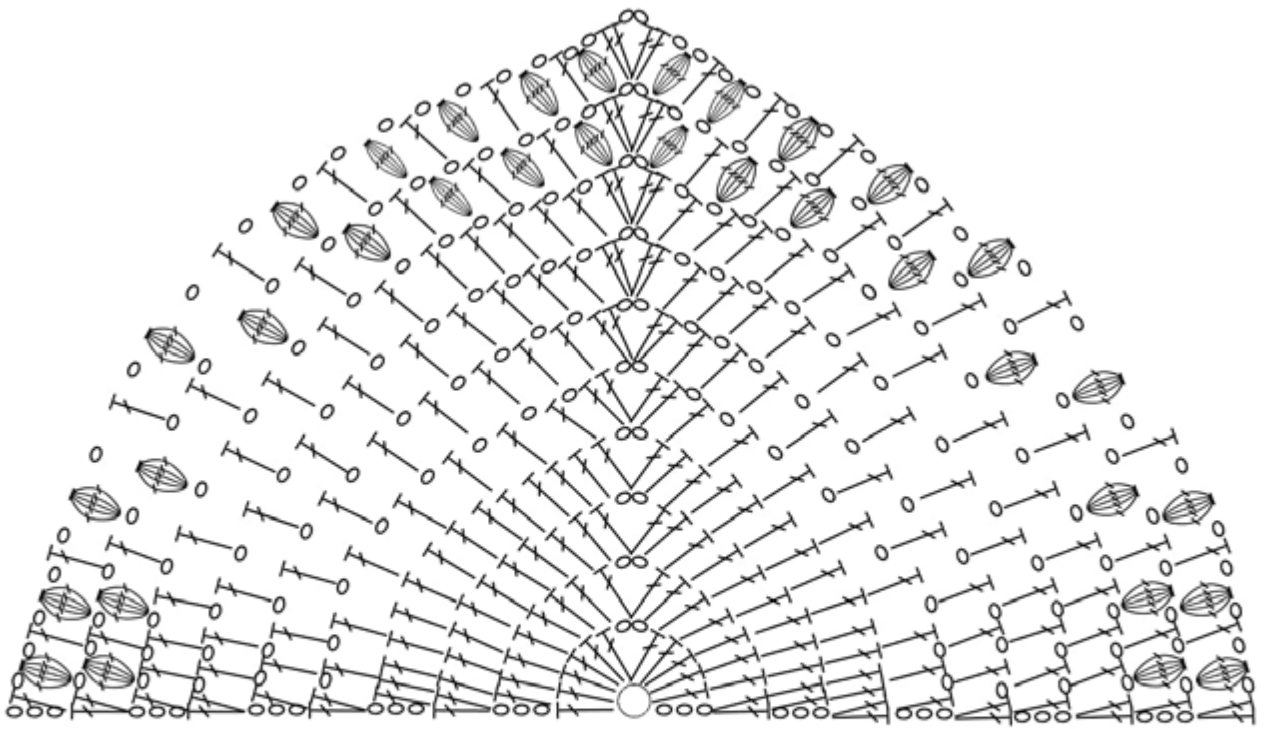
Rows 26 to 47: Repeat rows 15 to 25.

Change to color 23.

Rows 48 to 61: Repeat rows 15 to 25.

Rows 62 to 68: Repeat rows 15 to 20.

Border: Ch 1, sk/1, *1 ss, sk/1, 1sc, ch 5, sk/1, 1 p puff, sk/1* rep from * to * 42 times, in the middle 1 ss, 1 sc, rep from * to * 42 times, 1 sc on the last stitch.



○ Chain

⌋ Double crochet

⊕ Puff stitch of 5 loops

ABBREVIATIONS

r	row
dc	double crochet
ch	chain
puff st	puff stitch of 5 loops
sk/1	skip one stitch
sc	single crochet
ss	slip Stitch

KNIT FOR A HAPPIER WORLD ·
Rosários 4® ·
KNIT FOR A HAPPIER WORLD


Share your photos on social media using:

#BREEZYSHAWL #ROSARIOS4 #ROSARIOS4FORNATURE

YARN

Where can I find this yarn? Send an email to:

geral@rosarios4.com



Rua das Grutas, 13
Apartado 123
2435-059 Mira de Aire
PORTUGAL
Tel. +351 244 453 300
info@rosarios4.com


www.rosarios4.com



Rosários 4®

CENTRO 30
Os Fundos Europeus mais próximos de si.

PORTUGAL
2030

 Cofinanciado pela
União Europeia